



**Our** Florida.  
**Our** Future.



**Floridians for Better Transportation**  
*Stimulus Funding – What's Next?*



**COLLINS CENTER**  
FOR PUBLIC POLICY

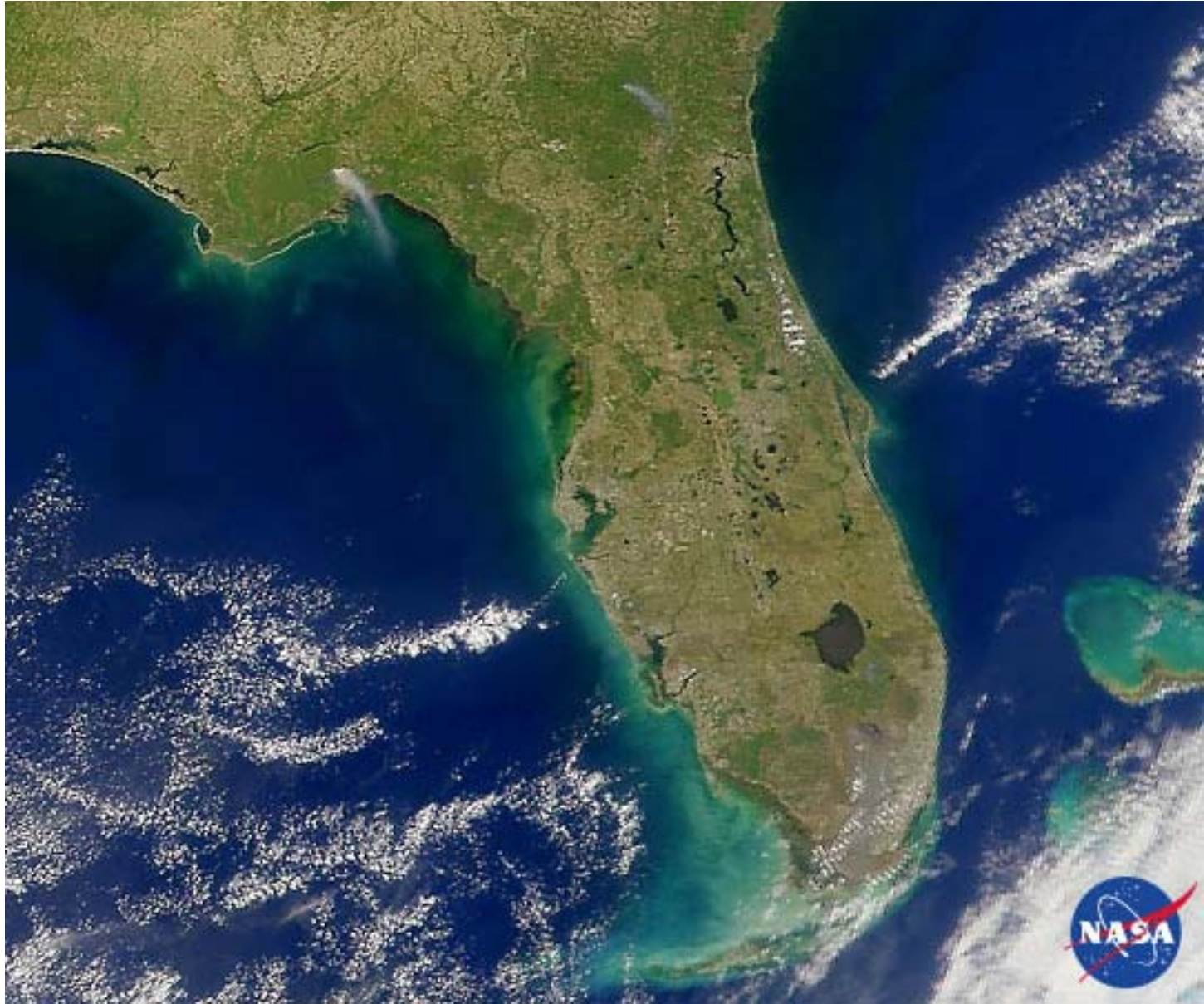


**COLLINS CENTER**  
FOR PUBLIC POLICY

***Finds smart solutions to important issues facing  
the people of Florida and the nation.***

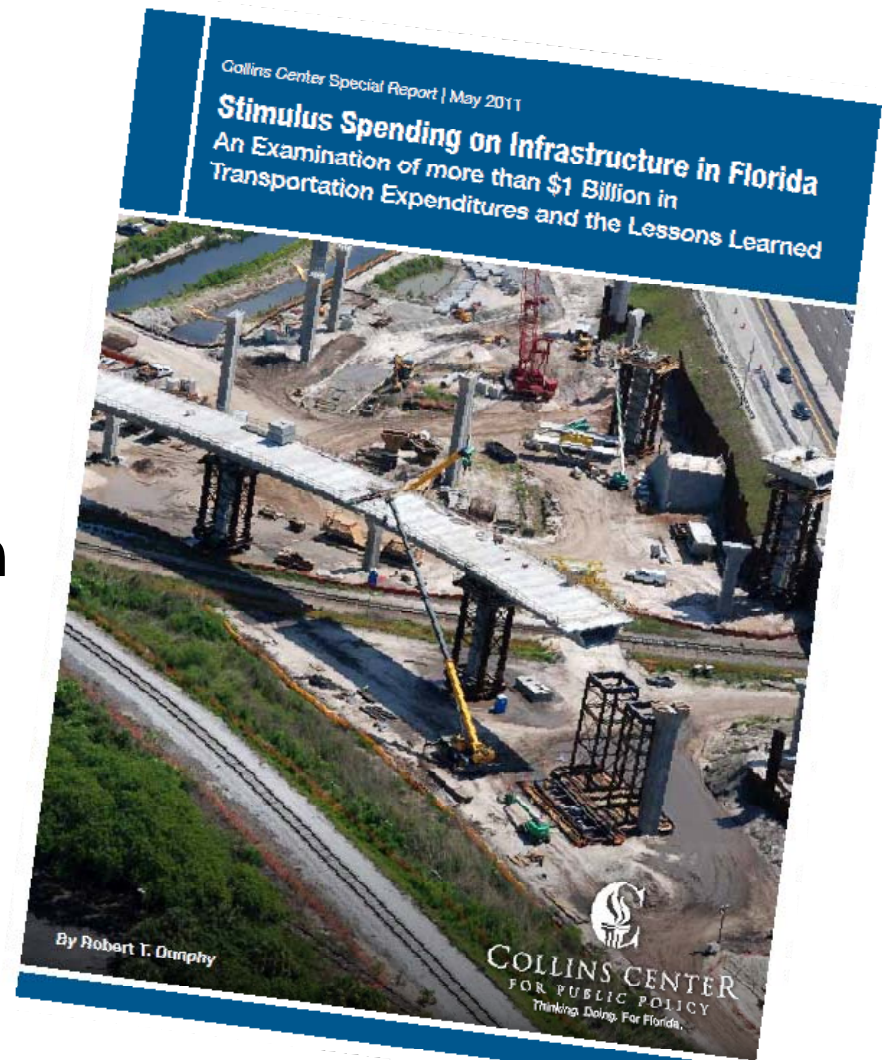
***We are independent, nonpartisan, nonprofit and  
passionately committed to lasting results.***





# Stimulus Spending in Florida

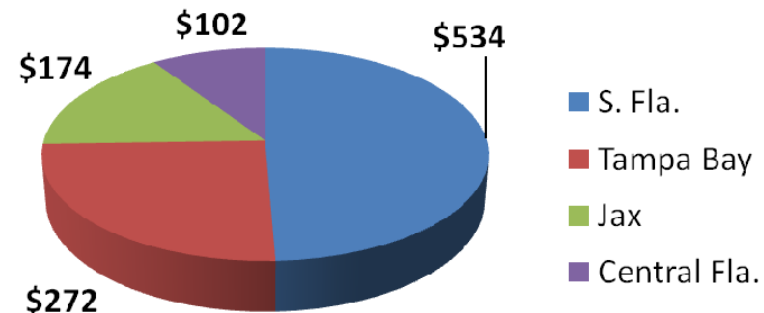
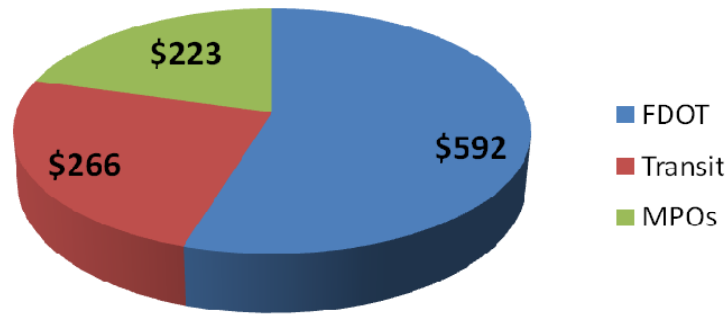
- **May 2011**
- **Bob Dunphy**
  - Georgetown University
  - Urban Land Institute
- **Foundation to Promote an Open Society**
- **Independent analysis of funding in metro areas**



# Stimulus Spending – The Facts

- **Florida received \$1.7 billion from ARRA**
  - \$1.1 billion (64%) went to major metros areas

- **Project funding**



- **Came at a good time**

- USF CUTR – 20-yr funding shortfall = \$62.5 billion
- DOT reduced 5-yr work program by \$10 billion

# Stimulus Funding - Context

- **Florida law: Maintain bridges and roads in top condition**
- **Federal statistics: 2/3 of interstates rated: Best Condition**
  - Compared to 1/3 of the nation's interstates as whole
- **Eligible projects must be “shovel ready”**
  - Environmental permits
  - Land acquisition
- **Planning by FDOT districts was good**
- **Transit expansion plans was not as advanced**
- **Focus on spending not high-value projects that mixed funds**
- **75% went to new road construction vs. preservation**

# Stimulus Funding - Florida

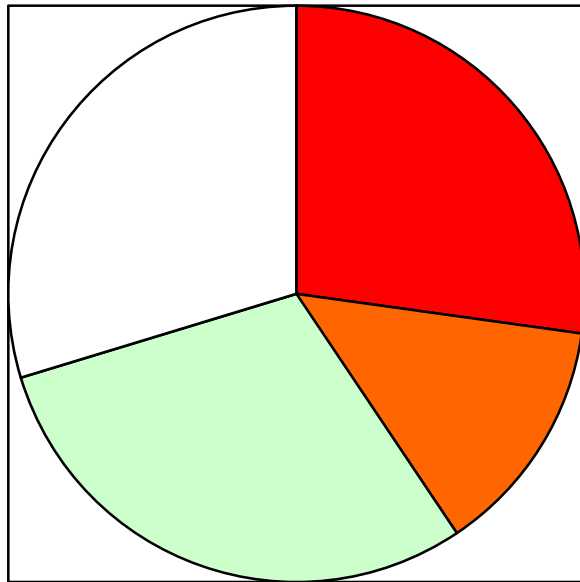
- **Project goals**
  - Capacity expansion
  - Increased technology
  - Expanded services – e.g., managed lanes
- **Promise of greater long-term value**
- **DOT Projects Goals**
  - Had been deferred
  - Tied to concurrency
  - Potential to generate revenue and jobs
  - Geographically balanced
  - Provided congestion relief
  - Could be completed in 3 years

# Stimulus Funding - Regions

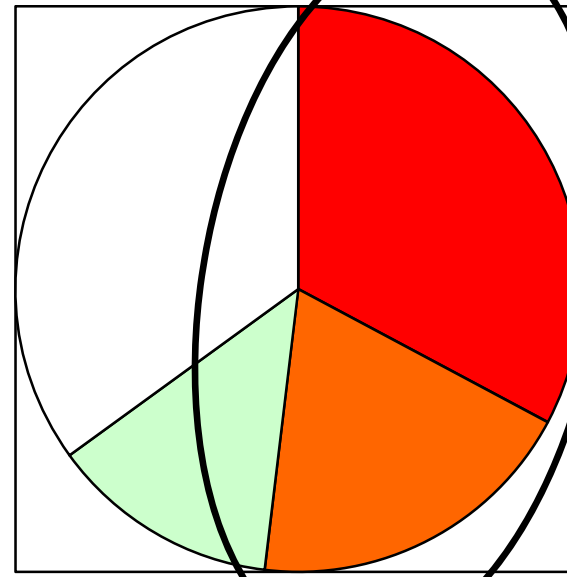
- **MPOs – 26 in Florida**
  - More than any other state
- **Turned to local entities within cities and counties**
- **Partnered with FDOT**
- **Regionalism lost**
  - Geographical and jurisdictional boundaries not barriers to commerce
  - Economies, labor markets, and housing markets function at regional scale
- **Local plans focus on local issues**
- **Recommendation: Essential for transportation planning to provide road and transit links to serve entire regions**

# US Consumer Spending Trends

1950



2002-3



Source – US Bureau of Labor Statistics, 100 Years of Consumer Spending, 2006

# Stimulus Funding - Transit

- **\$266 million (half of FDOT)**
- **25% of every dollar in metro areas went to transit**
- **\$170 million (2/3) to South Florida**
- **Not a strategic investment – local needs**
  - This may have impacted disadvantaged communities
- **CUTR Study of MPO plans**
  - Transit improvements based on available revenue
  - Not on estimating needs and finding a way to pay for them

# Stimulus Funding – Lessons Learned

- **Fix it first.**
  - *Maintenance is not sexy but vital.*
- **MPOs divide – not unite – regions**
- **Link transit investments to corridor (re)development**
- **Recognize broader transportation role in community development**
- **Integrate services for the transportation disadvantaged**

# OurFlorida. OurFuture.



- To create a dynamic, global state with communities that are prosperous, healthy, just, neighborly and sustainable.



- To inspire at least 4 million Floridians to discuss, understand, design & prepare for a resilient and dynamic future Florida.

# Our Florida. Our Future. – Past Year



Charlie Zwick



Dr. Peter Bishop



“Exploratory Meetings



Presentations

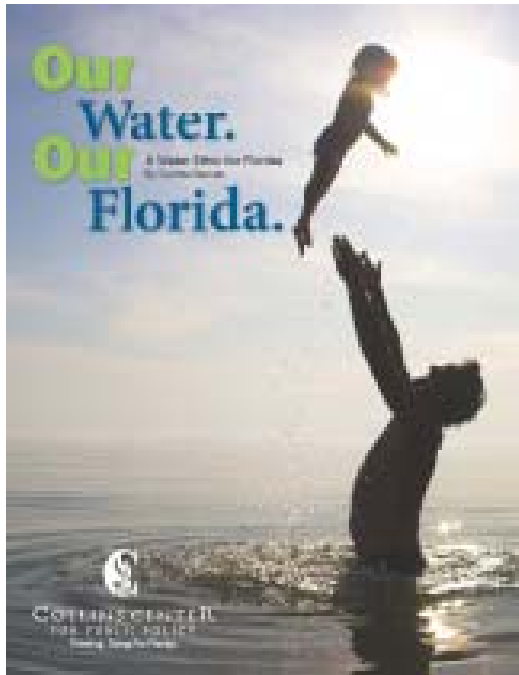


[www.OurFloridaOurFuture.org](http://www.OurFloridaOurFuture.org)



Partnerships

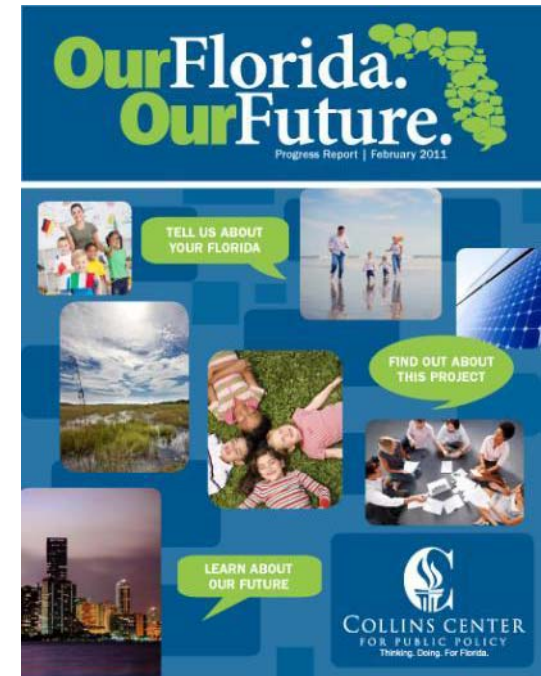
# Our Florida. Our Future. – Past Year



“Water Ethic” Paper




UF Agriculture Meeting



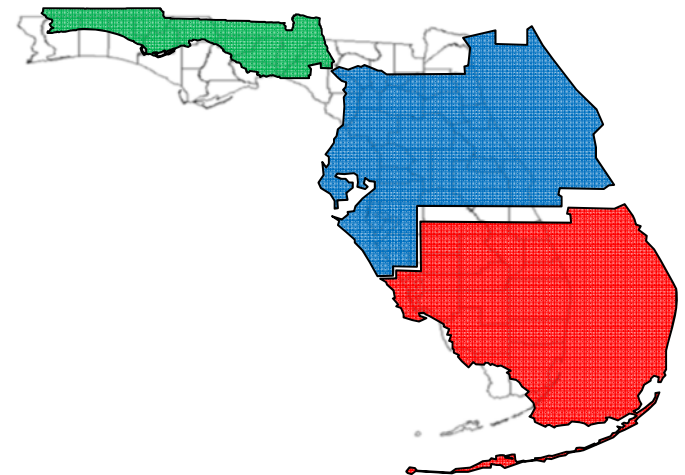
Progress Report

# Our Florida. Our Future. – Population Briefing

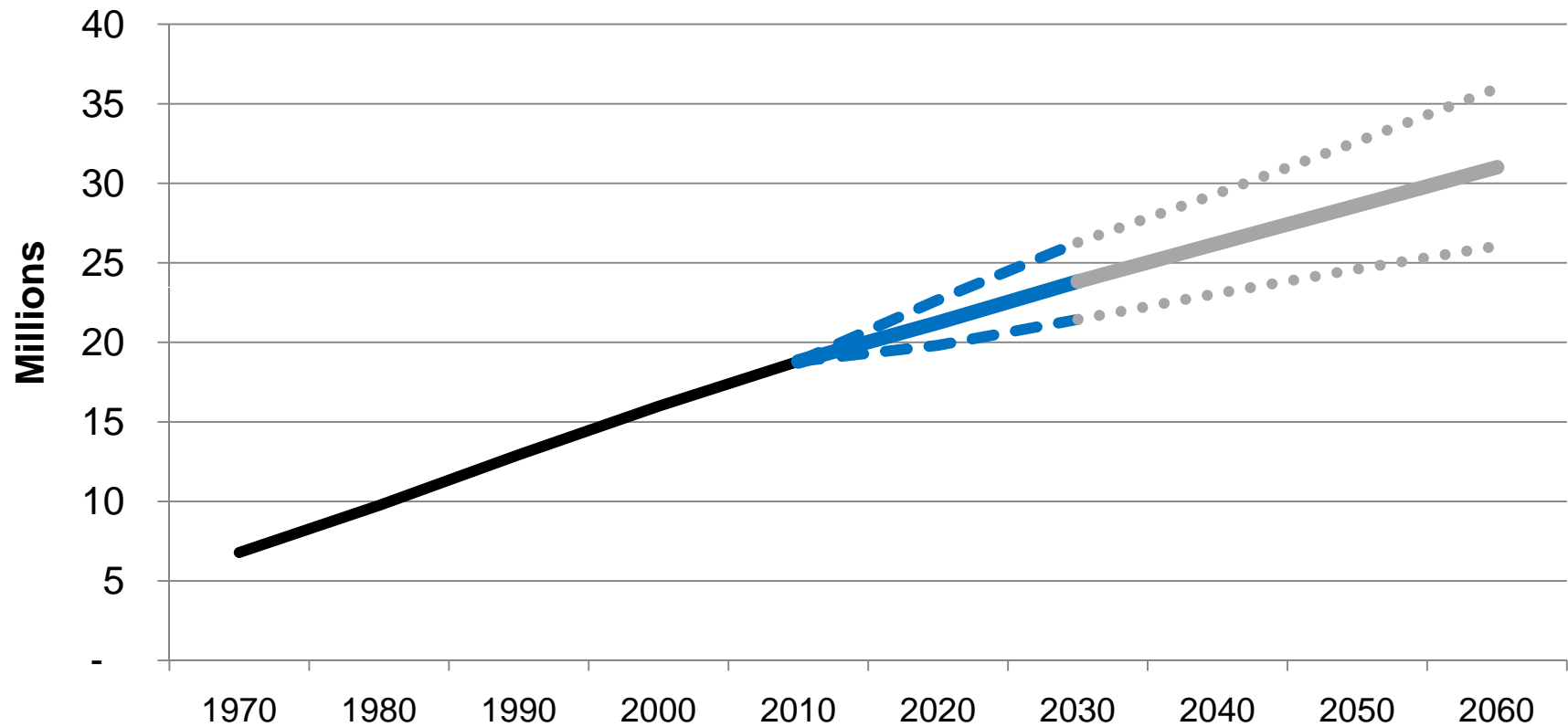


Source: US Census Bureau; BEBR; Collins Center

2050 – 2060  
30 million



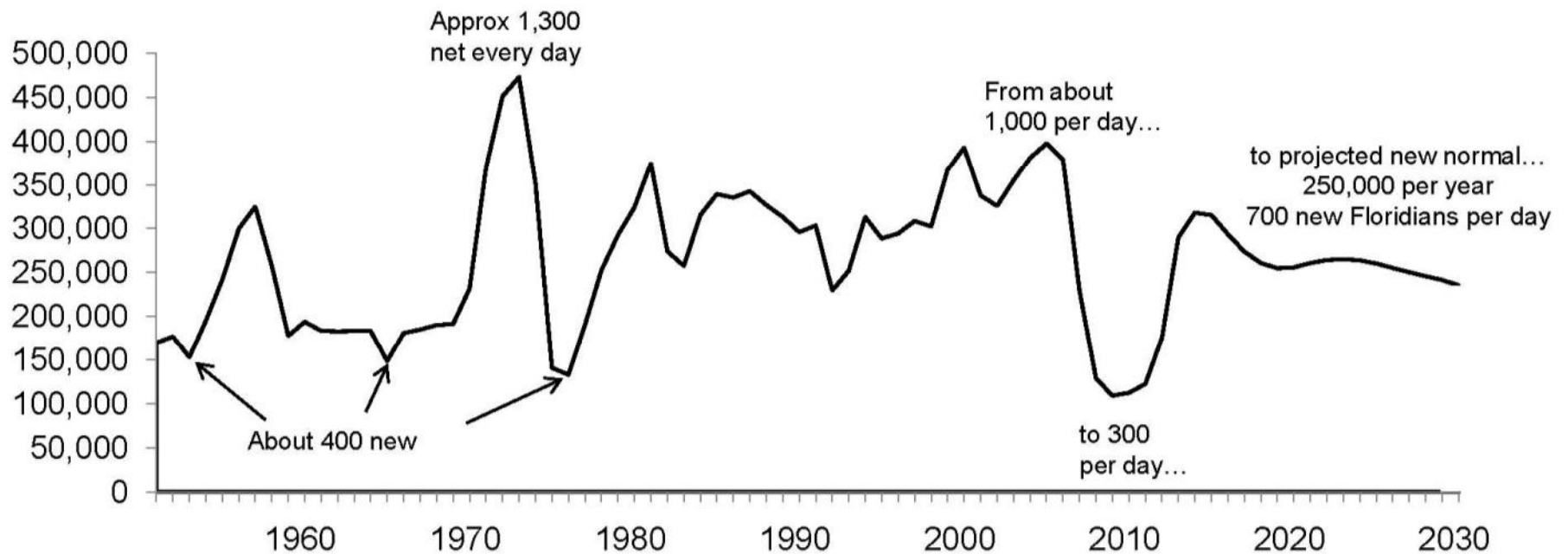
# Our Florida. Our Future. – Population Briefing



Source: US Census Bureau; [BEBR](#); Collins Center

# Our Florida. Our Future. – Population Briefing

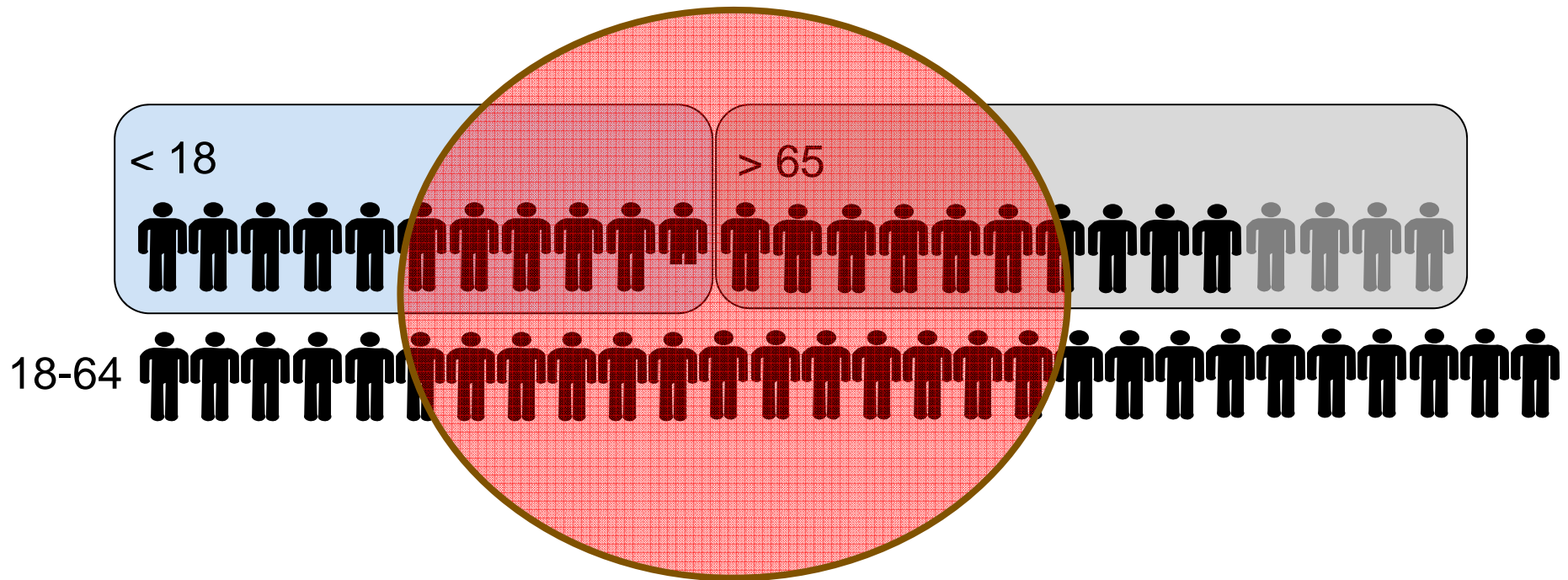
## Annual Change in Population



Source: FL Demographic Estimating Conference, 2-9-11

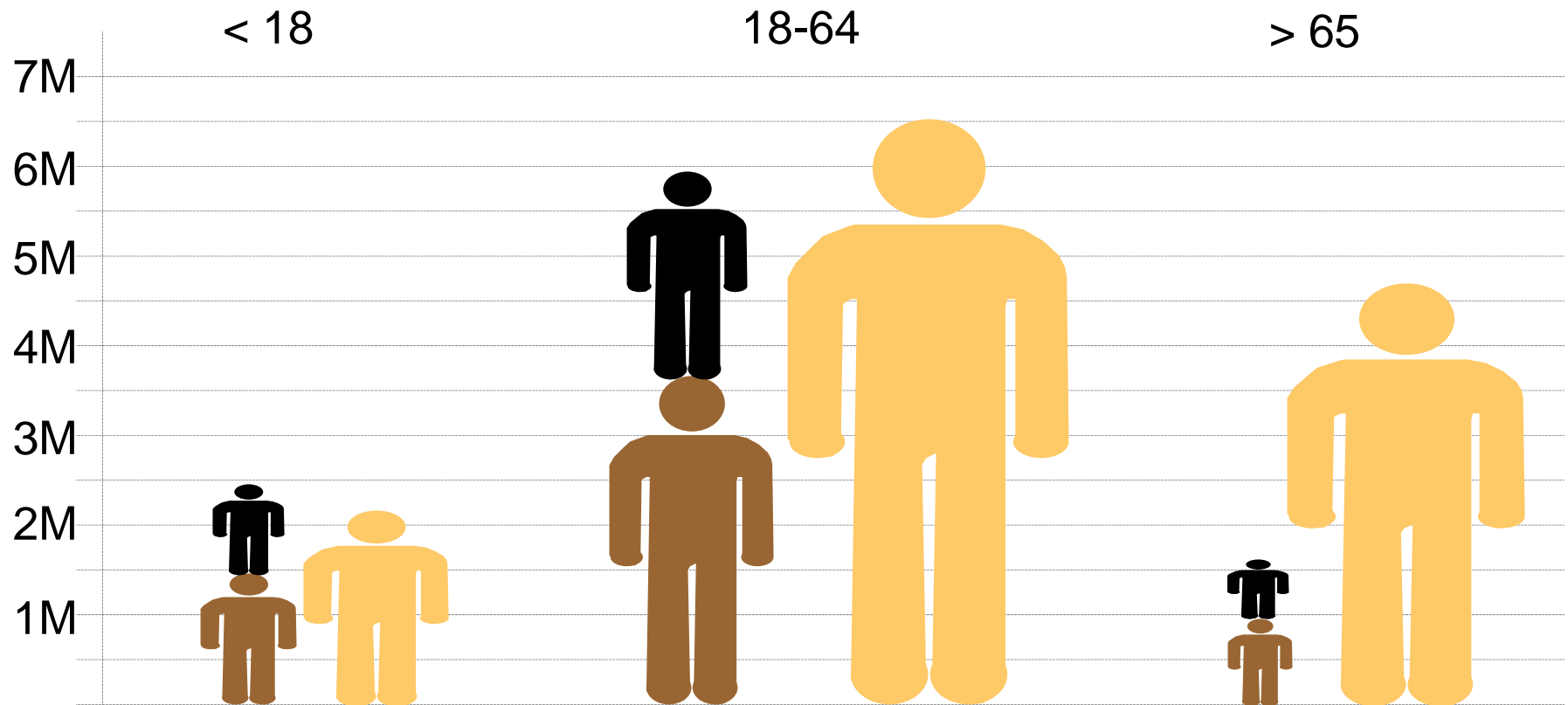
# Our Florida. Our Future. – Population Briefing

2030



# Our Florida. Our Future. – Population Briefing

2030



# Our Transportation. Our Future.

- **What will life be like in 30 years for transportation?**
  - What will your life be like?
  - What are your needs?
  - What is work?
  - What is transportation?
  
- **Issues**
  - Multi-modal and connectedness?
  - Jobs and economic opportunity?
  - Smart roads and technology?
  
- **How do we transition?**
  - Capacity, funding, demands, shifting to alternatives

# Connect Online

Select Language  
Powered by Google

# OurFlorida.OurFuture.

A Collins Center Initiative

HOME | YOUR FLORIDA | OUR FUTURE | ABOUT THIS PROJECT | REPORTS | BLOGS | COLLINS CENTER | DONATE

TELL US YOUR FLORIDA STORY

LEARN ABOUT OUR FUTURE

FIND OUT ABOUT THIS PROJECT

JOIN US ON **facebook**.  
CLICK HERE

