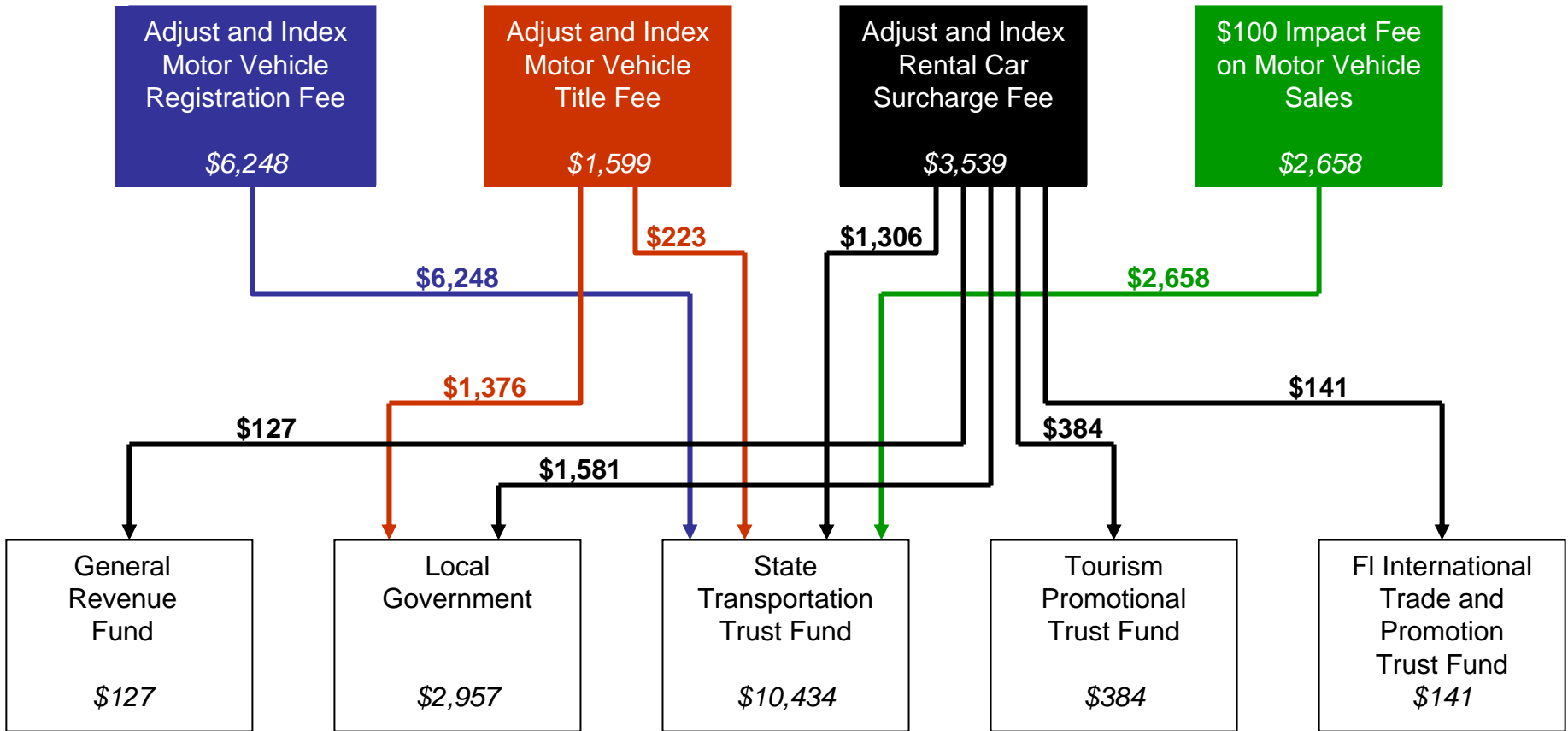


INVESTMENTS IN MOTION

A PLAN TO KEEP FLORIDA MOVING

10 Year Total - in Millions



Total 10 Year Period = \$14.043 Billion*

Annual Motor Vehicle Registration Fee

Section 320.08 F.S. levies an annual license tax for the operation of motor vehicles, mopeds, motorized bicycles and mobile homes.

Proposed Changes

- Changes all references from license tax or taxes to motor vehicle registration fee or fees.
- Over a 3 year phase in period adjust the Base tag fee by 100% for the following vehicle types;
 - Passenger cars, excluding ancient and antique automobiles, and street rods
 - Lease vehicles
 - Trucks - net weight of 5,000 pounds or less, excluding ancient and antique trucks, and “goats” as defined in section 320.08(3)(d) F.S.
 - Truck tractors, excluding trucks hauling forestry and agricultural products within 150-mile radius of its home address, wreckers and tractor cranes.
 - Motor vehicle dealers
- Effective January 1, 2009, index to the general rate of inflation (CPI, all items) all motor vehicle registration fees listed above.
- All proceeds to be deposited into State Transportation Trust Fund.

Proposed Fees by Vehicle Types:

Vehicle Type	Current Fee	1st Yr. 2006	2nd Yr. 2007	3rd. Yr. 2008
Passenger Cars up to 2499 lbs	\$14.50	\$19.50	\$24.50	\$29.00
Passenger Cars up to 3499 lbs	\$22.50	\$30.00	\$37.50	\$45.00
Passenger Cars 3500 lbs and up	\$32.50	\$43.50	\$54.50	\$65.00
Passenger Car for Hire*	\$12.50	\$17.00	\$21.00	\$25.00
Trucks up to 1999 lbs	\$14.50	\$19.50	\$24.50	\$29.00
Trucks 2000 - 3000 lbs	\$22.50	\$30.00	\$37.50	\$45.00
Trucks 3001 lbs - 5000 lbs	\$32.50	\$43.50	\$54.50	\$65.00
Dealer Plates	\$12.50	\$17.00	\$21.00	\$25.00
Motorcoach up to 4499 lbs	\$20.00	\$27.00	\$34.00	\$40.00
Motorcoach 4500 lbs and up	\$35.00	\$47.00	\$59.00	\$70.00
Truck/tractors:				
5,001 - 5,999 pounds	\$45.00	\$60.00	\$75.00	\$90.00
6,000 - 7,999 pounds	\$65.00	\$87.00	\$109.00	\$130.00
8,000 - 9,999 pounds	\$76.00	\$102.00	\$127.00	\$152.00
10,000 - 14,999 pounds	\$87.00	\$116.00	\$145.00	\$174.00
15,000 - 19,999 pounds	\$131.00	\$175.00	\$219.00	\$262.00
20,000 - 26,000 pounds	\$186.00	\$248.00	\$310.00	\$372.00
26,001 - 34,999 pounds	\$240.00	\$320.00	\$400.00	\$480.00
35,000 - 43,999 pounds	\$300.00	\$400.00	\$500.00	\$600.00
44,000 - 54,999 pounds	\$572.00	\$722.00	\$872.00	\$1,022.00
55,000 - 61,999 pounds	\$678.00	\$828.00	\$978.00	\$1,128.00
62,000 - 71,999 pounds	\$800.00	\$950.00	\$1,100.00	\$1,250.00
72,000 pounds or more	\$979.00	\$1,129.00	\$1,279.00	\$1,429.00

Motor Vehicle Registration Fee Impact Estimate

	CPI	0.0000	0.0000	1.0000	1.0209	1.0433	1.0687	1.0965	1.1239	1.1488	1.1736	
(millions)												10 Year Total
	FY 06	FY 07	FY 08	FY 09	FY 10	FY 11	FY 12	FY 13	FY 14	FY 15		
Total MVL Revenues 11/2004 REC	\$616	\$633	\$648	\$663	\$678	\$692	\$707	\$721	\$735	\$749		\$6,840
Revenues Subject to Adjustment (92.61%)*	\$570	\$586	\$600	\$614	\$628	\$641	\$654	\$667	\$680	\$694		\$6,335
Adjustment for 3 year phase-in	\$190	\$390	\$600	\$614	\$628	\$641	\$654	\$667	\$680	\$694		\$5,759
Adjustment for cap	\$178	\$365	\$561	\$574	\$587	\$600	\$612	\$624	\$636	\$649		\$5,386
Indexed Amount	0	0	0	12	53	85	122	160	196	233		861
Total Add'l Revenue	\$178	\$365	\$561	\$587	\$640	\$685	\$734	\$784	\$832	\$882		\$6,248

* Does not adjust buses, ambulances, hearses, mobile homes, park trailers, trailers, motor cycles, forestry trucks, wreckers, boats, boat trailers, agriculture trucks, government vehicles and non-resident military vehicles

Vehicle Type	Current Fee	Adjusted Fee
Passenger Cars up to 2499 lbs	\$14.50	\$29.00
Passenger Cars up to 3499 lbs	\$22.50	\$45.00
Passenger Cars 3500 lbs and up	\$32.50	\$65.00
Passenger Car for Hire*	\$12.50	\$25.00
Trucks up to 1999 lbs	\$14.50	\$29.00
Trucks 2000 - 3000 lbs	\$22.50	\$45.00
Trucks 3001 lbs - 5000 lbs	\$32.50	\$65.00
Dealer Plates	\$12.50	\$25.00
Motorcoach up to 4499 lbs	\$20.00	\$40.00
Motorcoach 4500 lbs and up	\$35.00	\$70.00
Truck/tractors:		
5,001 - 5,999 pounds	\$45.00	\$90.00
6,000 - 7,999 pounds	\$65.00	\$130.00
8,000 - 9,999 pounds	\$76.00	\$152.00
10,000 - 14,999 pounds	\$87.00	\$174.00
15,000 - 19,999 pounds	\$131.00	\$262.00
20,000 - 26,000 pounds	\$186.00	\$372.00
26,001 - 34,999 pounds	\$240.00	\$480.00
35,000 - 43,999 pounds	\$300.00	\$600.00
44,000 - 54,999 pounds	\$572.00	\$1,022.00
55,000 - 61,999 pounds	\$678.00	\$1,128.00
62,000 - 71,999 pounds	\$800.00	\$1,250.00
72,000 pounds or more	\$979.00	\$1,429.00

* plus \$1/cwt, over 9 passengers plus \$1.50/cwt

**Identifies Motor Vehicles Included in Fee Increase Proposal
Motor Vehicle Registration Transactions
Fiscal Year 2003/04**

Vehicle Type	Number of Transactions
Motor Vehicles Included:	
Passenger cars	10,183,140
Lease vehicles	1,260,477
Truck up to 5,000 pounds	2,056,879
Truck tractors	611,635
Motor vehicle dealers	83,000
Motor homes, motor coaches, truck campers	101,963
Total Included (83.6%)	14,297,094
Motor Vehicles Excluded:	
Motorcycles and mopeds	445,896
Ancient and antique cars and street rods	141,369
Ancient and antique trucks	34,322
"Goats" as defined in section 320.08(3)(d) F.S.	1,973
Trucks hauling forestry and agricultural products within 150-mile radius of their home address	1,834
Buses, ambulances, hearses	16,693
Wreckers	5,454
Tractor cranes	5,886
Mobile homes and park trailers	642,576
All trailers	1,390,622
All other	118,686
Total Excluded (16.4%)	2,805,311
GRAND TOTAL	17,102,405

Organizations Exemption from Motor Vehicle Registration Fees (Section 320.10 Florida Statutes)

- Any motor vehicle or mobile home owned, and operated exclusively for the personal use of, any member of the **United States Armed Forces** who is not a resident of this state and who is stationed in the state while in compliance with military or naval orders.
- Any motor vehicle owned and operated exclusively for the benefit of the:
 - Boys Clubs of America
 - National Audubon Society
 - National Children's Cardiac Hospital
 - Any humane society
 - Any nationally chartered veterans' organization that maintains a state headquarters in this state
 - Children's Bible Mission
 - Boy Scouts of America
 - Girl Scouts of America
 - Salvation Army
 - American National Red Cross
 - United Service Organization
 - Any local member unit of the National Urban League which provides free services
 - Young Men's Christian Association
 - Young Men's Hebrew Association
 - Camp Fire Girls; Council
 - Young Women's Christian Association
 - Young Women's Hebrew Association
 - Any local member unit of the Association for Retarded Citizens
 - Children's Home Society of Florida
 - Goodwill Industries

Note: All the above not-for-profit organizations must maintain current articles of incorporation on file with the Department of State and qualify as a not-for-profit organization under s. 212.08 F.S.

- Motor vehicle owned and operated by a **church, temple, or synagogue** for exclusive use as a community service van or to transport passengers without compensation to religious services or for religious education.
- Any motor vehicle owned and operated by the **Civil Air Patrol or the United States Coast Guard Auxiliary**.
- Any **mobile blood bank** unit when operated as a *nonprofit service* by an organization.
- Any mobile **X-ray unit** or truck or bus used *exclusively for public health purposes*.
- Any **school bus** owned and operated by a *nonprofit educational or religious corporation*.
- Any motor vehicle used by any of the various **search and rescue units** of the several counties for *exclusive use as a search and rescue vehicle*.
- Any motor vehicle used by a community transportation coordinator or operator exclusively to **transport transportation disadvantaged persons**.

Motor Vehicle Title Fee

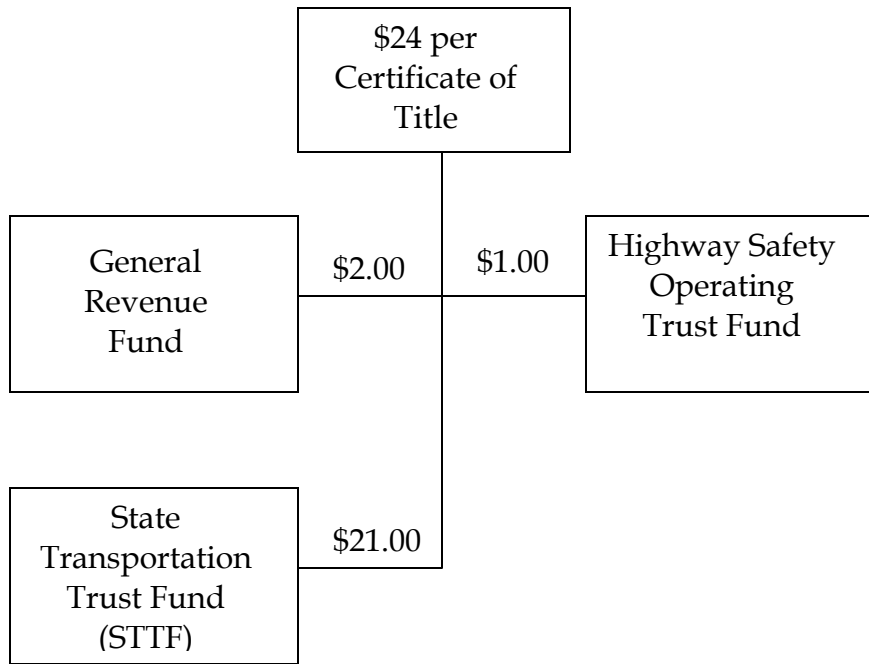
Section 319.32 F.S. levies a fee of \$24 for each original or duplicate certificate of title except a motor vehicle for hire registered under section 320.08(6) F.S. The distribution of the proceeds are: \$2.00 to the General Revenue Fund, \$1.00 to the Highway Safety Operating Trust Fund and \$21.00 to the State Transportation Trust Fund.

Proposed Changes

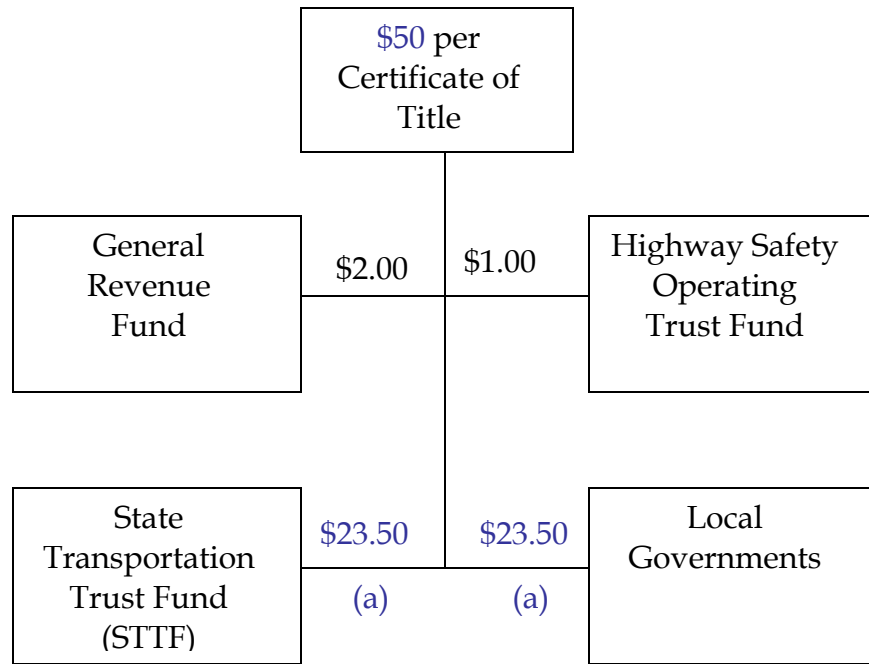
- Over a 3 year phase in period adjust titles fee by \$26. Phase in would be as follows:
 - Effective January 1, 2006, increase fee by \$9.
 - Effective January 1, 2007 increase fee by \$9.
 - Effective January 1, 2008 increase fee by \$8.
- Of the \$26.00 increase, \$23.50 shall be distributed to counties based on the latest official population and \$2.50 into the State Transportation Trust Fund.
- Effective January 1, 2009 index to the general rate of inflation (CPI, all items) original or duplicate certificate of title, except a motor vehicle for hire registered under section 320.08(6) F.S.
- 50% of the proceeds from indexed increase are to be distributed to counties based on percent of population. 50% of the proceeds from the indexed increase to be deposited into State Transportation Trust Fund.
- All proceeds distributed to counties shall be distributed pursuant to interlocal agreement established for the local option fuel tax (336.025(3)(a)1.
- Proceeds shall only be used for transportation purposes as described in s. 206.60 F.S.

Motor Vehicle Title Fee Disposition*

Current



Proposed



* For Each Original or Duplicate Certificate of Title (except motor vehicle for hire registered under section 320.08(6) F.S.)

(a) Beginning January 1, 2009 Index to CPI - 50% distributed to Local Governments and 50% to STTF

Local Distribution Estimates Title Fee

County	Percent of Population	Title Fee Distribution to Locals (2006 - 2015 Estimate)
ALACHUA	1.3137%	\$18,076,787
BAKER	0.1376%	1,893,883
BAY	0.9119%	12,547,705
BRADFORD	0.1582%	2,177,190
BREVARD	2.9714%	40,887,878
BROWARD	10.1730%	139,983,322
CALHOUN	0.0759%	1,044,692
CHARLOTTE	0.9013%	12,402,090
CITRUS	0.7430%	10,224,415
CLAY	0.9254%	12,734,393
COLLIER	1.6842%	23,175,007
COLUMBIA	0.3540%	4,870,864
DADE	13.7561%	189,288,648
DE SOTO	0.1991%	2,739,194
DIXIE	0.0822%	1,130,476
DUVAL	4.8033%	66,095,107
ESCAMBIA	1.7386%	23,923,052
FLAGLER	0.3655%	5,029,496
FRANKLIN	0.0588%	808,765
GADSDEN	0.2652%	3,649,186
GILCHRIST	0.0919%	1,263,963
GLADES	0.0656%	902,716
GULF	0.0896%	1,232,754
HAMILTON	0.0818%	1,125,221
HARDEE	0.1625%	2,236,293
HENDRY	0.2178%	2,996,708
HERNANDO	0.8429%	11,598,176
HIGHLANDS	0.5350%	7,361,679
HILLSBOROUGH	6.3071%	86,787,384
HOLMES	0.1116%	1,535,061
INDIAN RIVER	0.7078%	9,739,706
JACKSON	0.2733%	3,760,277
JEFFERSON	0.0825%	1,134,923
LAFAYETTE	0.0431%	592,890
LAKE	1.4447%	19,879,712
LEE	2.8921%	39,796,292
LEON	1.4253%	19,612,899
LEVY	0.2131%	2,932,512
LIBERTY	0.0430%	591,434
MADISON	0.1103%	1,517,274
MANATEE	1.6852%	23,188,752
MARION	1.6469%	22,661,919
MARTIN	0.7939%	10,924,919
MONROE	0.4638%	6,382,478
NASSAU	0.3621%	4,982,521
OKALOOSA	1.0465%	14,400,111
OKEECHOBEE	0.2202%	3,030,424

Local Distribution Estimates Title Fee

County	Percent of Population	Title Fee Distribution to Locals (2006 - 2015 Estimate)
ORANGE	5.6693%	78,011,518
OSCEOLA	1.2096%	16,645,055
PALM BEACH	7.1466%	98,339,151
PASCO	2.2851%	31,443,930
PINELLAS	5.4418%	74,880,999
POLK	2.9993%	41,271,684
PUTNAM	0.4221%	5,808,507
SANTA ROSA	0.7820%	10,760,789
SARASOTA	2.0377%	28,038,999
SEMINOLE	2.2702%	31,239,212
ST. JOHNS	0.8395%	11,551,282
ST. LUCIE	1.2542%	17,257,673
SUMTER	0.3459%	4,760,177
SUWANNEE	0.2156%	2,966,874
TAYLOR	0.1141%	1,569,747
UNION	0.0823%	1,132,093
VOLUSIA	2.7538%	37,892,464
WAKULLA	0.1535%	2,112,750
WALTON	0.2725%	3,749,362
WASHINGTON	0.1269%	1,746,732
Total Distribution	100.00%	\$1,376,030,151

1/14/2005

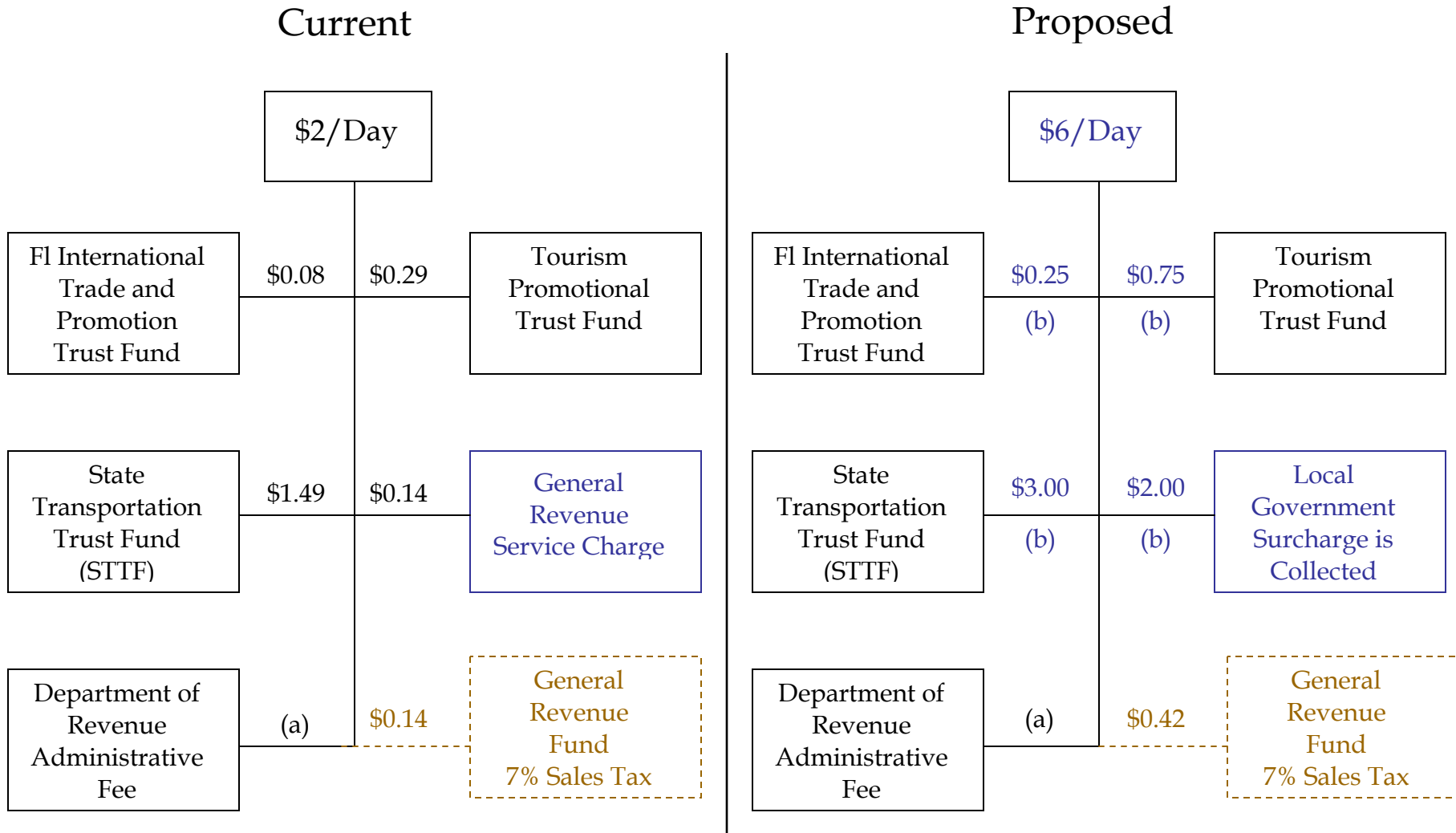
Rental Car Surcharge

Section 212.0606 F.S. levies a surcharge of \$2.00 per day, applied to the first 30 days of either the lease or rental of a motor vehicle licensed for hire, and designed to carry less than nine passengers. The distributions of the proceeds are that, after administrative and service charge fees are deducted, the State Transportation Trust Fund (STTF) receives 80%, Tourism Promotional Trust Fund receives 15.75%, and Florida International Trade and Promotion Trust Fund receives 4.25%.

Proposed Changes

- Effective January 1, 2006, increase the rental car surcharge to \$6 per day for the first 30 days of the lease or rental.
- Distribution of the \$6 per day surcharge:
 - \$3.00 to State Transportation Trust Fund
 - \$0.75 to Tourism Promotional Trust Fund
 - \$0.25 to Florida International Trade and Promotion Trust Fund
 - \$2.00 to Local Government where surcharge is collected.
- Funds to local governments are distributed to each county based on percent of surcharge collected statewide. Each county's proceeds shall be distributed among the county government and eligible municipalities based on the transportation expenditures of each for the immediately preceding 5 fiscal years, as a proportion of the total of such expenditures for the county and all municipalities within the county. Note - this distribution is the same as for local option fuel tax if no interlocal agreement or resolution is adopted - section 336.025(4) F.S. Proceeds shall only be used for transportation purposes as described in s. 206.60 F.S.
- Exempt the current \$2 per day surcharge and the additional \$4 per day surcharge from General Revenue Service Charge.
- Effective January 1, 2007, index to the general rate of inflation (CPI, all items) all rental cars surcharge and distribute proportionally to proposed distribution for \$6 per day.

Rental Car Surcharge Disposition*



BLUE type indicates change.

* Rental/Leased Vehicle (1st 30 Days)

(a) Less than half

(b) Index amount to be distributed proportionally.

Adjust and Index Rental Car Surcharge
Impact Estimate
(millions)

CPI	1.0000	1.0165	1.0355	1.0572	1.0804	1.1066	1.1355	1.1638	1.1896	1.2154	
	FY 06	FY 07	FY 08	FY 09	FY 10	FY 11	FY 12	FY 13	FY 14	FY 15	Total
Current \$2 Rental Car Surcharge	\$131	\$133	\$136	\$139	\$142	\$145	\$147	\$150	\$153	\$156	\$1,432
Add'l \$4 Rental Car Surcharge	261	266	272	277	283	289	295	301	307	313	2,864
Index Rental Car Surcharge	<u>0</u>	<u>3</u>	<u>15</u>	<u>24</u>	<u>34</u>	<u>46</u>	<u>60</u>	<u>74</u>	<u>87</u>	<u>101</u>	<u>444</u>
Total Proposed Collections	\$392	\$403	\$423	\$440	\$459	\$480	\$502	\$525	\$547	\$570	\$4,739
Distribution of Funds*:											
Tourism Promotion TF 75% & Florida											
Int'l Trade & Promotion TF 25% (\$1 indexed)	\$65	\$68	\$70	\$73	\$76	\$80	\$84	\$87	\$91	\$95	\$790
To Local Gov't where collected (\$2 indexed)	131	135	141	147	153	160	167	175	182	190	1,581
To STTF	<u>196</u>	<u>200</u>	<u>211</u>	<u>220</u>	<u>229</u>	<u>240</u>	<u>251</u>	<u>262</u>	<u>274</u>	<u>285</u>	<u>2,368</u>
Total Distribution	\$392	\$403	\$423	\$440	\$459	\$480	\$502	\$525	\$547	\$570	\$4,739
Net Gain to STTF	\$99	\$101	\$110	\$117	\$125	\$133	\$142	\$151	\$160	\$169	\$1,306
Net Gain to Local Government	\$131	\$135	\$141	\$147	\$153	\$160	\$167	\$175	\$182	\$190	\$1,581
Total Transportation Gains	\$229	\$236	\$251	\$264	\$277	\$293	\$309	\$326	\$342	\$359	\$2,887
General Rev Benefits from Add'l Sales Tax	\$18	\$19	\$20	\$21	\$22	\$23	\$25	\$26	\$28	\$29	\$232
Less Current Service Charge	<u>10</u>	<u>10</u>	<u>10</u>	<u>10</u>	<u>10</u>	<u>11</u>	<u>11</u>	<u>11</u>	<u>11</u>	<u>11</u>	<u>105</u>
Net Gain to General Revenue	\$9	\$9	\$10	\$11	\$12	\$13	\$14	\$15	\$16	\$18	\$127
Proposed Distr to Tourism Promotion TF	\$49	\$51	\$53	\$55	\$57	\$60	\$63	\$66	\$68	\$71	\$593
Proposed Distr to Int'l Trade & Promotion TF	<u>16</u>	<u>17</u>	<u>18</u>	<u>18</u>	<u>19</u>	<u>20</u>	<u>21</u>	<u>22</u>	<u>23</u>	<u>24</u>	<u>198</u>
Total	\$65	\$68	\$70	\$73	\$76	\$80	\$84	\$87	\$91	\$95	\$790
Current Distr to Tourism Promotion TF	\$19	\$19	\$20	\$20	\$21	\$21	\$22	\$22	\$22	\$23	\$209
Current Distr to Int'l Trade & Promotion TF	<u>5</u>	<u>5</u>	<u>5</u>	<u>6</u>	<u>6</u>	<u>6</u>	<u>6</u>	<u>6</u>	<u>6</u>	<u>6</u>	<u>56</u>
Total	\$24	\$25	\$25	\$26	\$26	\$27	\$27	\$28	\$28	\$29	\$265
Net Gain to Tourism Promotion TF	\$30	\$31	\$33	\$35	\$37	\$39	\$41	\$44	\$46	\$49	\$384
Net Gain to Int'l Trade & Promotion TF	11	12	12	13	14	14	15	16	17	18	141
Total Net Gain	\$41	\$43	\$45	\$48	\$50	\$53	\$56	\$60	\$63	\$66	\$526

* Includes eliminating the GR Service Charge and redefining the formula to Tourism and Trade TFs

Local Distribution Estimates Rental Car Surcharge

County	Average Rental Car Percentage	\$2 Local Rental Car Surcharge Distribution (2006 - 2015 Estimate)
ALACHUA	0.4621%	\$7,305,806
BAKER	0.0003%	4,139
BAY	0.6654%	10,519,489
BRADFORD	0.0123%	194,640
BREVARD	0.9993%	15,798,322
BROWARD	15.2351%	240,846,142
CALHOUN	0.0001%	1,990
CHARLOTTE	0.2144%	3,389,142
CITRUS	0.9439%	14,922,269
CLAY	0.1780%	2,813,812
COLLIER	0.7469%	11,808,009
COLUMBIA	0.0635%	1,003,352
DADE	13.1847%	208,433,101
DE SOTO	0.0215%	339,143
DIXIE	0.0001%	796
DUVAL	5.8531%	92,530,378
ESCAMBIA	1.0921%	17,265,358
FLAGLER	0.0309%	488,681
FRANKLIN	0.0010%	16,277
GADSDEN	0.0017%	26,683
GILCHRIST	0.0000%	0
GLADES	0.0000%	0
GULF	0.0000%	398
HAMILTON	0.0089%	140,290
HARDEE	0.0079%	124,907
HENDRY	0.0296%	467,692
HERNANDO	0.0582%	920,161
HIGHLANDS	0.0752%	1,189,562
HILLSBOROUGH	10.9191%	172,617,154
HOLMES	0.0003%	4,697
INDIAN RIVER	0.1948%	3,078,955
JACKSON	0.0257%	405,535
JEFFERSON	0.0002%	3,396
LAFAYETTE	0.0001%	1,592
LAKE	0.2058%	3,253,235
LEE	4.8236%	76,255,268
LEON	0.7598%	12,011,488
LEVY	0.0014%	21,765
LIBERTY	0.0000%	27
MADISON	0.0000%	0
MANATEE	0.7386%	11,676,510
MARION	0.2705%	4,276,659
MARTIN	0.2865%	4,528,458
MONROE	0.8599%	13,593,459
NASSAU	0.0320%	506,002
OKALOOSA	0.7223%	11,418,040
OKEECHOBEE	0.0270%	426,544

Local Distribution Estimates Rental Car Surcharge

County	Average Rental Car Percentage	\$2 Local Rental Car Surcharge Distribution (2006 - 2015 Estimate)
ORANGE	22.6084%	357,409,278
OSCEOLA	0.4551%	7,195,032
PALM BEACH	6.2047%	98,088,573
PASCO	0.9650%	15,255,918
PINELLAS	3.5681%	56,407,330
POLK	2.2674%	35,844,738
PUTNAM	0.0421%	664,932
SANTA ROSA	0.0645%	1,019,630
SARASOTA	1.0919%	17,262,118
SEMINOLE	1.7183%	27,164,554
ST. JOHNS	0.1365%	2,158,350
ST. LUCIE	0.2617%	4,136,975
SUMTER	0.0011%	17,796
SUWANNEE	0.0278%	439,576
TAYLOR	0.0023%	35,762
UNION	0.0001%	796
VOLUSIA	0.8099%	12,803,801
WAKULLA	0.0002%	2,388
WALTON	0.0210%	331,580
WASHINGTON	<u>0.0002%</u>	<u>2,972</u>
Total Distribution	100.00%	\$1,580,867,123

1/6/2005

\$100 Impact Fee on Motor Vehicle Sales

Currently when registering a vehicle that results in net addition to the state's vehicle stock the owner must pay a \$100 *initial registration fee*. This is accomplished by exempting several kinds of registration transactions, and by allowing refunds of the fee if another eligible vehicle is disposed of within 90 day. All proceeds are deposited into State Transportation Trust Fund.

Proposed Changes

- Over a 3 year phase in period, impose an *Impact Fee* on all purchases of new and used motor automobiles and light trucks with some exceptions, except transactions that include a \$100 *initial registration fee*. Phase in would be as follows:
 - Effective January 1, 2006, fee of \$35.
 - Effective January 1, 2007, fee of \$70.
 - Effective January 1, 2008, fee of \$100.
- The fee would be capped at 1% of vehicle value or the above flat adjustment, whichever is less.
- All proceeds to be deposited into State Transportation Trust Fund.

**\$100 Impact Fee on Motor Vehicle Sales
Impact Estimate**

1/6/2005

(millions)

	FY 06	FY 07	FY 08	FY 09	FY 10	FY 11	FY 12	FY 13	FY 14	FY 15	10 Year Total
Impact Fee:	35.00	70.00	100.00	100.00	100.00	100.00	100.00	100.00	100.00	100.00	
Titles Issued (REC 11/2004) (<i>thousands</i>)	5,418.0	5,548.0	5,703.3	5,851.6	6,015.5	6,165.9	6,326.2	6,471.7	6,633.5	6,799.3	
Titles Subject to Adjustment (80.48%)	4,360.4	4,465.0	4,590.0	4,709.4	4,841.3	4,962.3	5,091.3	5,208.4	5,338.6	5,472.1	
Minus \$100 Initail Registration Fee	1,494.4	1,538.7	1,583.4	1,628.1	1,673.0	1,681.7	1,726.2	1,770.3	1,814.0	1,859.4	
Impact Fee Prior to Adjustment for Vehicles of Value less than \$10,000	\$ 100.3	\$ 204.8	\$ 300.7	\$ 308.1	\$ 316.8	\$ 328.1	\$ 336.5	\$ 343.8	\$ 352.5	\$ 361.3	
Vehicles of value less than \$10,000 (10%)	\$ 10.0	\$ 20.5	\$ 30.1	\$ 30.8	\$ 31.7	\$ 32.8	\$ 33.7	\$ 34.4	\$ 35.2	\$ 36.1	
Impact Fee of \$100 by 2008 (<i>millions</i>)	\$ 90.3	\$ 184.4	\$ 270.6	\$ 277.3	\$ 285.1	\$ 295.3	\$ 302.9	\$ 309.4	\$ 317.2	\$ 325.1	\$2,658

Majority Vote to Levy 7th thru 11th Cent Local Option Fuel Tax

Currently counties may levy a tax of up to 11¢ on each gallon of gasoline. The first six cents of the tax on motor fuel may be imposed by a majority vote of the board of county commissars or a countywide referendum initiated by either the county commission or municipalities representing more than 50% of the county's population. To impose the remaining five cents, an extraordinary vote of the county commission or a countywide referendum initiated by the commission is required.

Proposed Change

- Like the first six cents allow a majority vote of the county commission to levy the 7th thru 11th cent local option fuel tax.

*

7 th - 11 th Cent Local Option Fuel	
Tax Levied	Number of Counties
0¢	50
1¢	0
2¢	2
3¢	1
4¢	0
5¢	14

Comparison of Investments in Motion Plan Elements

Issue	MV Registration Fee	MV Title Fee	\$100 Impact Fee
When Fee Applies	Annual Registration	Applying for original or duplicate certificate of title	Upon sale of new or used vehicle
Vehicle Type Impacted	Automobiles for private use, vehicles for hire, light trucks (less than 5,000 lbs), truck tractors, motor dealers, motor homes, motor coaches and truck campers.	All motor vehicles that are required to have certificate of title.	Automobiles for private use, light truck (less than 5,000 lbs.),
Vehicle Type Exempt	Motorcycles, moped, antique cars, goats, truck hauling forestry and agricultural products within 150-mile radius, buses, ambulances, hearses, wreckers, tractor cranes, mobile homes and all trailers.	Motor vehicles for hire.	Motorcycles, moped, antique cars, motor vehicles for hire, goats, all truck tractors, buses, ambulances, hearses, wreckers, tractor cranes, private motor homes, mobile homes and all trailers. Also vehicle transactions required to pay <i>initial registration fee</i> .
Adjustment Amount	Double fee except truck tractors weighing 44,000 lbs or more capped at \$450.	\$26	\$100 or 1% of vehicle value, whichever is less.
Phase-in	Over three years -Approximately one-third of current fee per years. Truck tractors of 44,000 lbs. or more adjustment of \$150 a year for three years for a total of \$450.	Increase of \$9 first year, \$9 second year and \$8 third year for total increase of \$26.	Increase of \$35 first year, \$35 second year and \$30 third year for a total of \$100
Indexed 10-Year Revenue	CPI - January 1, 2009 \$6,657,000,000	CPI - January 1, 2009 \$1,599,000,000	None \$2,658,000,000
Distribution of Revenue Increase	All to State Transportation Trust Fund (STTF).	\$1,376,000,000 - Local Government \$223,000,000 - STTF	All to STTF.

Local Distribution Estimates

County	Average Rental Car Percentage	\$2 Local Rental Car Surcharge Distribution (2006 - 2015 Estimate)	Percent of Population	Title Fee Distribution to Locals (2006 - 2015 Estimate)
ALACHUA	0.4621%	\$7,305,806	1.3137%	\$18,076,787
BAKER	0.0003%	4,139	0.1376%	1,893,883
BAY	0.6654%	10,519,489	0.9119%	12,547,705
BRADFORD	0.0123%	194,640	0.1582%	2,177,190
BREVARD	0.9993%	15,798,322	2.9714%	40,887,878
BROWARD	15.2351%	240,846,142	10.1730%	139,983,322
CALHOUN	0.0001%	1,990	0.0759%	1,044,692
CHARLOTTE	0.2144%	3,389,142	0.9013%	12,402,090
CITRUS	0.9439%	14,922,269	0.7430%	10,224,415
CLAY	0.1780%	2,813,812	0.9254%	12,734,393
COLLIER	0.7469%	11,808,009	1.6842%	23,175,007
COLUMBIA	0.0635%	1,003,352	0.3540%	4,870,864
DADE	13.1847%	208,433,101	13.7561%	189,288,648
DE SOTO	0.0215%	339,143	0.1991%	2,739,194
DIXIE	0.0001%	796	0.0822%	1,130,476
DUVAL	5.8531%	92,530,378	4.8033%	66,095,107
ESCAMBIA	1.0921%	17,265,358	1.7386%	23,923,052
FLAGLER	0.0309%	488,681	0.3655%	5,029,496
FRANKLIN	0.0010%	16,277	0.0588%	808,765
GADSDEN	0.0017%	26,683	0.2652%	3,649,186
GILCHRIST	0.0000%	0	0.0919%	1,263,963
GLADES	0.0000%	0	0.0656%	902,716
GULF	0.0000%	398	0.0896%	1,232,754
HAMILTON	0.0089%	140,290	0.0818%	1,125,221
HARDEE	0.0079%	124,907	0.1625%	2,236,293
HENDRY	0.0296%	467,692	0.2178%	2,996,708
HERNANDO	0.0582%	920,161	0.8429%	11,598,176
HIGHLANDS	0.0752%	1,189,562	0.5350%	7,361,679
HILLSBOROUGH	10.9191%	172,617,154	6.3071%	86,787,384
HOLMES	0.0003%	4,697	0.1116%	1,535,061
INDIAN RIVER	0.1948%	3,078,955	0.7078%	9,739,706
JACKSON	0.0257%	405,535	0.2733%	3,760,277
JEFFERSON	0.0002%	3,396	0.0825%	1,134,923
LAFAYETTE	0.0001%	1,592	0.0431%	592,890
LAKE	0.2058%	3,253,235	1.4447%	19,879,712
LEE	4.8236%	76,255,268	2.8921%	39,796,292
LEON	0.7598%	12,011,488	1.4253%	19,612,899
LEVY	0.0014%	21,765	0.2131%	2,932,512
LIBERTY	0.0000%	27	0.0430%	591,434
MADISON	0.0000%	0	0.1103%	1,517,274
MANATEE	0.7386%	11,676,510	1.6852%	23,188,752
MARION	0.2705%	4,276,659	1.6469%	22,661,919
MARTIN	0.2865%	4,528,458	0.7939%	10,924,919
MONROE	0.8599%	13,593,459	0.4638%	6,382,478
NASSAU	0.0320%	506,002	0.3621%	4,982,521
OKALOOSA	0.7223%	11,418,040	1.0465%	14,400,111
OKEECHOBEE	0.0270%	426,544	0.2202%	3,030,424

Local Distribution Estimates

County	Average Rental Car Percentage	\$2 Local Rental Car Surcharge Distribution (2006 - 2015 Estimate)	Percent of Population	Title Fee Distribution to Locals (2006 - 2015 Estimate)
ORANGE	22.6084%	357,409,278	5.6693%	78,011,518
OSCEOLA	0.4551%	7,195,032	1.2096%	16,645,055
PALM BEACH	6.2047%	98,088,573	7.1466%	98,339,151
PASCO	0.9650%	15,255,918	2.2851%	31,443,930
PINELLAS	3.5681%	56,407,330	5.4418%	74,880,999
POLK	2.2674%	35,844,738	2.9993%	41,271,684
PUTNAM	0.0421%	664,932	0.4221%	5,808,507
SANTA ROSA	0.0645%	1,019,630	0.7820%	10,760,789
SARASOTA	1.0919%	17,262,118	2.0377%	28,038,999
SEMINOLE	1.7183%	27,164,554	2.2702%	31,239,212
ST. JOHNS	0.1365%	2,158,350	0.8395%	11,551,282
ST. LUCIE	0.2617%	4,136,975	1.2542%	17,257,673
SUMTER	0.0011%	17,796	0.3459%	4,760,177
SUWANNEE	0.0278%	439,576	0.2156%	2,966,874
TAYLOR	0.0023%	35,762	0.1141%	1,569,747
UNION	0.0001%	796	0.0823%	1,132,093
VOLUSIA	0.8099%	12,803,801	2.7538%	37,892,464
WAKULLA	0.0002%	2,388	0.1535%	2,112,750
WALTON	0.0210%	331,580	0.2725%	3,749,362
WASHINGTON	0.0002%	2,972	0.1269%	1,746,732
Total Distribution	100.00%	\$1,580,867,123	100.00%	\$1,376,030,151

1/14/2005

Investments in Motion

Annual Impact to the Average Florida Driver

MOTOR VEHICLE REGISTRATIONS

<u>Vehicle Weight</u>	<u>No. of Registrations</u>	<u>Weighted % of Registrations</u>	<u>Net Increase</u>	<u>Incremental Weighted Average</u>
Light Vehicles	2,161,487	21.97%	\$14.50	\$3.19
Med Vehicles	3,601,493	36.61%	\$22.50	\$8.24
Heavy Vehicles	<u>4,074,262</u>	<u>41.42%</u>	\$32.50	<u>\$13.46</u>
Total	9,837,242	100.00%		
Weighted Average Annual Cost Adjustment				\$24.88

\$100 MOTOR VEHICLE IMPACT FEE

2008 Impact Fee	\$100			
Rate of car purchases statewide (every 8 yrs) (Titles Issued/Reg Vehicles)		12.4%		
Weighted Average Annual Cost Adjustment				\$12.42

TITLE FEE

Title Fee Increase	\$26.00			
Rate of car purchases statewide (Titles Issued/Reg Vehicles)		12.4%		
Weighted Average Annual Cost Adjustment				<u>\$3.23</u>

Average Annual Adjustment per Car Owner **\$40.54**

* US Census Bureau - Florida 3 Yr median income for 2001-2003 \$38,572

Percent of Median Annual Income **0.11%**

Vehicle Types Impacted by
Adjustments to Motor Vehicle Registration Fee and
Implementation of \$100 Impact Fee on Motor Vehicle Sales

<i>Types of Vehicle</i>	<i>320.08 F.S. Reference</i>	<i>Registration Fee Increase</i>	<i>\$100 Impact Fee*</i>
Motorcycles and Mopeds	(1)	No	No
Automobiles for Private Use	(2)		
Ancient, antique or street rod	(a)	No	No
All other automobiles	(b),(c),(d)	Yes	Yes
Light Trucks	(3)		
Less than 5,000 lbs.	(a),(b),(c)	Yes	Yes
Goats	(d)	No	No
Ancient or antique truck	(e)	No	No
Heavy Truck, Truck Tractors	(4)		
GVW more than 5,000 lbs.	(a) – (l)	Yes	No
Forestry or Agricultural – within 150-mile radius	(m)	No	No
Raw agricultural products – within 150-mile radius	(n)	No	No
Semitrailers, School buses and special purpose vehicles	(5)		
Trailer drawn by fifth wheel	(a)	No	No
Special machinery	(b)	No	No
School bus	(c)	No	No
Wrecker	(d),(e)	No	No
Hearse or ambulance	(f)	No	No
Motor Vehicle for Hire	(6)	Yes	No
Trailers for Private Use	(7)	No	No
Trailers for Hire	(8)	No	No
Recreational Vehicle Type Units	(9)		
Travel trailer	(a)	No	No
Camping trailer	(b)	No	No
Motor home	(c)	Yes	Yes
Truck camper	(d)	Yes	Yes
Private motor home	(e)	Yes	No
Park Trailers; Travel Trailers; Fifth-Wheel Trailers	(10)	No	No
Mobile Homes	(11)	No	No
Dealer & Manufacturer Plates	(12)	Yes	No
Exempt or Official Plates	(13)	No	No
Locally Operated Vehicles for Hire	(14)	Yes	No
Transporter	(15)	No	No

* Same vehicle types that “Initial Registration Fee” applies to.

Top Ten States¹ Motor Vehicle Fees

State	Number of Licensed Drivers	Taxable Gallons of Fuel	Fuel Tax Receipts	Effective Fuel Tax Rate	Total Registered Autos	Auto Reg. Receipts (thousands)	Average Auto Registration	30,000 lb. Truck Fees	70,000 lb. Truck Fees
California	22,657,288	17,795,916	\$3,141,653	\$0.18	18,699,434	\$2,081,144	\$111.29	1,055.50	2,170.50
Texas	13,498,071	14,580,399	\$2,842,348	\$0.19	7,841,637	\$507,531	\$64.72	330.30	850.30
Florida	12,905,813	9,397,987	\$1,851,782	\$0.20	8,564,237	\$299,084	\$34.92	240.00	800.00
New York	11,356,988	6,696,076	\$1,502,514	\$0.22	8,313,058	\$213,693	\$25.71	192.00	1,497.25
Pennsylvania	8,369,575	6,445,141	\$1,756,647	\$0.27	6,120,710	\$327,648	\$53.53	472.50	1,251.00
Illinois	8,054,232	6,521,939	\$1,296,097	\$0.20	5,768,554	\$564,926	\$97.93	1,146.00	3,120.00
Ohio	7,656,362	6,583,958	\$1,417,198	\$0.22	6,518,579	\$258,161	\$39.60	366.00	1,006.00
Michigan	7,065,438	5,977,192	\$1,074,676	\$0.18	4,804,822	\$558,688	\$116.28	558.00	1,398.00
North Carolina	6,014,782	5,135,675	\$1,182,220	\$0.23	3,653,665	\$110,628	\$30.28	363.00	843.00
Georgia	5,757,953	6,472,285	\$464,501	\$0.07	4,191,745	\$166,483	\$39.72	85.00	725.00
Weighted Average *				\$0.20	Weighted Average **		\$66.87	\$544.37	\$1,455.52

¹ Based on number of licensed drivers.

* The average effective fuel tax rate for all states is \$.20.

** The average effective automobile registration fee for all states is \$ 51.58

Sources: Federal Highway Administration 2003 Statistics and State Department of Motor Vehicles

**Additional Rental Car Charges
in the
Top 20 Most Congested Cities**

City	Taxes	Surcharges			
		Surcharges per day	Surcharges per rental	Other Surcharges	Concession Recovery Fee
Los Angeles	8.25%				
San Francisco	8.25%		12.00		
Washington, DC	10.00%	2.80		0.00%	11.11%
Dallas	15.00%	5.00			11.11%
Houston	15.00%	5.15			11.11%
Chicago	18.00%		2.75		
Boston	5.00%		10.60	3.55%	11.11%
Miami*	7.00%	5.74			9.00%
New York	13.63%				11.11%
Philadelphia	7.00%	2.00		4.00%	11.11%
Atlanta	10.00%	1.22			11.11%
San Jose	8.25%		5.00		
Orlando**	6.50%	2.49		9.80%	
Baltimore	11.50%	3.25		10.00%	
San Diego	7.75%		3.50		
Seattle	18.50%				11.11%
Denver	12.95%	1.80			11.11%
Phoenix	15.10%	4.50		3.25%	11.11%
Minneapolis	15.70%	2.18		9.50%	
Tampa**	7.00%	2.49			10.40%

* 2.00 Florida Surcharge
.05 Waste Tire/Battery Fee
3.25 Rental Car Facility Charge
.44 Vehicle License Fee
5.74 Total

** \$2.00 Florida Surcharge
.05 Waste Tire/Battery Fee
.44 Vehicle License Fee
2.49 Total

New Revenue Equivalent to Penny Motor Fuel Tax

Dollars in Million

	Projected Additional Revenue FY 2005/06 thru 2114/15	Equivalent Penny Motor Fuel Tax
Adjust and Index Motor Vehicle Registration Fee	\$6,657	6.1¢
Adjust and Index Motor Vehicle Title Fee	\$1,599	1.5¢
Adjust and Index Rental Car Surcharge Fee	\$2,887	2.7¢
\$100 Impact Fee on Motor Vehicle Sales	\$2,658	2.4¢
TOTAL	\$13,800	12.7¢